

**Tamworth Pilot - Malachi**

No. Service Users	23				
No. 1st Stars Completed	18	78%			
No. with at least 1 reviewed Star	8	35%	or	44%	of those with a 1st Star Completed
No. with at least 2 reviewed Stars	1	4%	or	6%	of those with a 1st Star Completed
No. Stars Completed in Total	27				

**How many first Stars were completed collaboratively?**

Worker & Service User	15	83%
Worker Only	2	11%
Service User Only	1	6%

**Overall change across all Star areas**

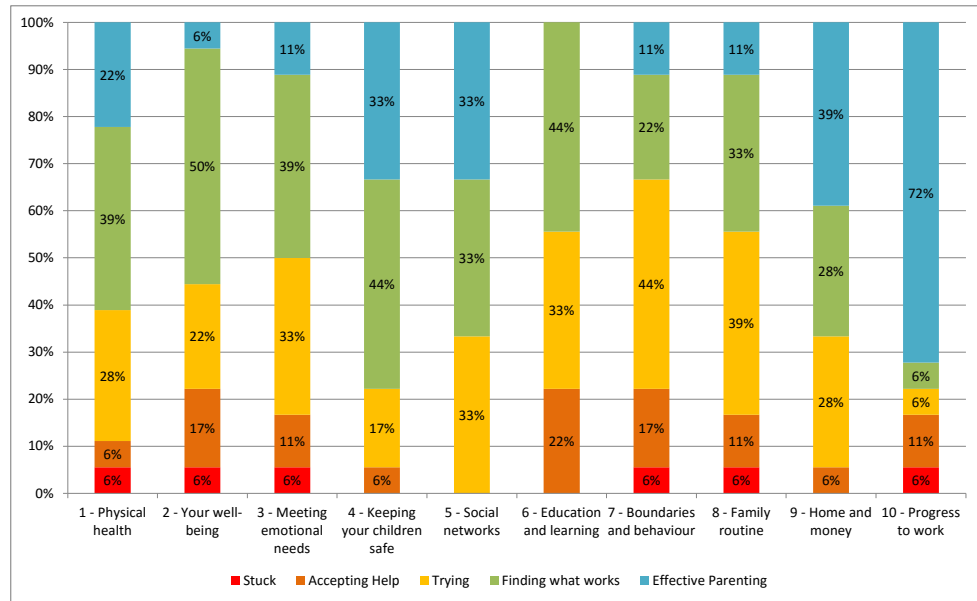
Change Type	No.	%age
Negative	2	25.0%
No change (-0.25 or +0.25)	0	0.0%
Positive	6	75.0%
<b>Total</b>	<b>8</b>	<b>100.0%</b>

**How were service users distributed across journey of changes stages on their first stars.**

Star Area	Stuck		Accepting Help		Trying		Finding what works		Effective Parenting	
	1	2	3	4	5	6	7	8	9	10
1 - Physical health	1	0	0	1	3	2	2	5	3	1
2 - Your well-being	1	0	0	3	2	2	6	3	1	0
3 - Meeting emotional needs	1	0	0	2	4	2	2	5	2	0
4 - Keeping your children safe	0	0	0	1	1	2	1	7	3	3
5 - Social networks	0	0	0	0	4	2	3	3	3	3
6 - Education and learning	0	0	0	4	4	2	6	2	0	0
7 - Boundaries and behaviour	1	0	1	2	6	2	2	2	1	1
8 - Family routine	1	0	0	2	3	4	2	4	2	0
9 - Home and money	0	0	0	1	3	2	4	1	1	6
10 - Progress to work	1	0	0	2	1	0	1	0	0	13

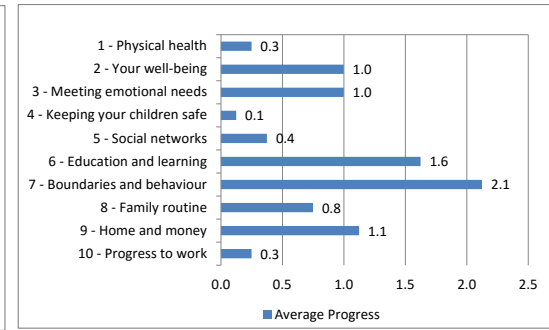

Star Area	Number of families				
	Stuck	Accepting Help	Trying	Finding what works	Effective Parenting
1 - Physical health	1	1	5	7	4
2 - Your well-being	1	3	4	9	1
3 - Meeting emotional needs	1	2	6	7	2
4 - Keeping your children safe	0	1	3	8	6
5 - Social networks	0	0	6	6	6
6 - Education and learning	0	4	6	8	0
7 - Boundaries and behaviour	1	3	8	4	2
8 - Family routine	1	2	7	6	2
9 - Home and money	0	1	5	5	7
10 - Progress to work	1	2	1	1	13

Star Area	Percentages				
	Stuck	Accepting Help	Trying	Finding what works	Effective Parenting
1 - Physical health	6%	6%	28%	39%	22%
2 - Your well-being	6%	17%	22%	50%	6%
3 - Meeting emotional needs	6%	11%	33%	39%	11%
4 - Keeping your children safe	0%	6%	17%	44%	33%
5 - Social networks	0%	0%	33%	33%	33%
6 - Education and learning	0%	22%	33%	44%	0%
7 - Boundaries and behaviour	6%	17%	44%	22%	11%
8 - Family routine	6%	11%	39%	33%	11%
9 - Home and money	0%	6%	28%	28%	39%
10 - Progress to work	6%	11%	6%	6%	72%



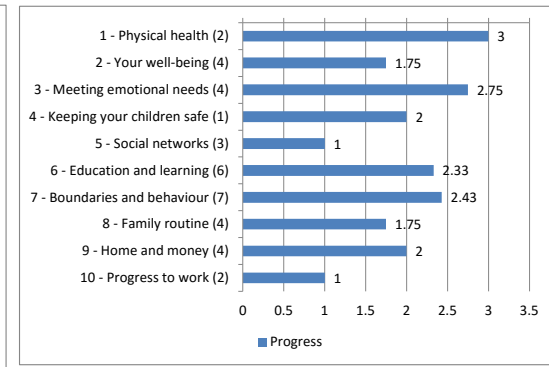
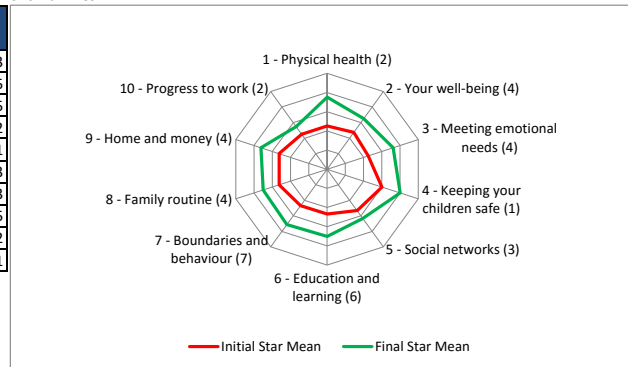
**Star Charts showing mean first and second Star readings for all families with a first and second star**  
 May only indicate small amounts of change as includes service users who start at 10 and cannot improve

Star Area	Initial Star	Final Star	Average Progress
1 - Physical health	7.5	7.8	0.3
2 - Your well-being	6.0	7.0	1.0
3 - Meeting emotional needs	6.1	7.1	1.0
4 - Keeping your children safe	8.1	8.3	0.1
5 - Social networks	7.4	7.8	0.4
6 - Education and learning	5.3	6.9	1.6
7 - Boundaries and behaviour	5.0	7.1	2.1
8 - Family routine	6.5	7.3	0.8
9 - Home and money	7.0	8.1	1.1
10 - Progress to work	8.6	8.9	0.3



**Star Charts showing mean first and second Star readings for those beginning at less than 7 (i.e.1-6)**  
 This shows the means at the first and final Star for those beginning (at 1-6). Number in brackets is the no. of families.

Star Area	No. less than 7	Initial Star Mean	Final Star Mean	Progress
1 - Physical health (2)	2	4.5	7.5	3
2 - Your well-being (4)	4	4.75	6.5	1.75
3 - Meeting emotional needs (4)	4	4.5	7.25	2.75
4 - Keeping your children safe (1)	1	6	8	2
5 - Social networks (3)	3	5.33	6.33	1
6 - Education and learning (6)	6	4.67	7	2.33
7 - Boundaries and behaviour (7)	7	4.71	7.14	2.43
8 - Family routine (4)	4	5.25	7	1.75
9 - Home and money (4)	4	5.25	7.25	2
10 - Progress to work (2)	2	4.5	5.5	1



Data Source: Outcomes Star Online Reports (12/6/17)